



Designed to Protect

Protection has never looked this good. Pick up a Billingham and you will notice the way it just feels right and moulds to your body. That indefinable something is only made possible by our passion for quality and detail. Every piece of leather, every piece of material and brass is crafted with care by people who care.

Do we really need to go to such lengths to make premium quality products? Probably not, but to make a Billingham we believe that level of commitment is essential.


A Billingham isn't about nostalgia or tradition and it is much more than just a desirable object. It is about wanting and expecting the best protection for your camera and equipment, giving you comfort and peace of mind.

Concentrate on the photography.



All Areas Tour

Billingham's are unlike any other bags and the way they are designed and made is key to their unique character. We have already highlighted how important quality and detail are to us, so it will come as no surprise for you to learn that there are typically more than one hundred individual components in a Billingham bag - the majority of which are custom-made by us or for us.



Some of the components that are used in the production of a Billingham bag are hidden during manufacture, but are still essential ingredients to the performance of each and every bag we make. You can imagine how much time, skill and patience goes into turning all those separate parts into a finished product - and because so much of that hard work goes unseen, we thought you might like a quick factory tour to see how our bags are put together and to hear about some of those hidden details you will never see.

Step out of the offices and the first department you will find is the where the vegetable-dyed, top grain leather is held for quality checking and evaluation. We only use the best leather, but as no two hides are the same, it takes great skill to judge their quality and decide if they're good enough for us - and if they are - where the various sections should best be used.

For example, strong but supple leather which will take on and maintain a curve might best be used on a corner, while thicker, tougher pieces would be more suited to a Quick Release System strap or handle.

Once a hide has been evaluated and accepted, the next step is to cut out the relevant shapes. When this has been done, the back of some pieces need to have precise amounts of material carefully removed from them so they can do their job perfectly. The cut edges are then stained by hand and where required, embossed with our logo. The leather components are now ready to be passed on to our pre-assembly section.

Next to the leather areas, all the many panels that make up a bag are precisely cut out from either StormBlock Canvas or FibreNyte. Each bag has a surprising number of individual panels, which need to be set out on the fabric in a process called 'nesting'. Once cut, inspected and passed they will join the leather parts in pre-assembly where studs, feet, the Quick Release System's straps and ClogBalls, zips, etc, will be fitted to the panels.



The ClogBall is the brass button that forms the metal part of the Quick Release System, that the leather strap fits onto. To give you some idea of the detail that goes into the design of something so apparently mundane, our ClogBalls have 6 radii and a threaded hole machined into them before they meet our specification. They are only ever secured to the leather strap with aluminium washers and stainless steel bolts with thread locking compound, tightened to a specific torque with an air driven impact wrench. All this so you never have to think twice about your Billingham's feel or performance.

To secure our custom-made brass feet, we use polypropylene washers rather than aluminium because the metal could eventually damage the fabric on the bag's base.

Moving further into the assembly line, a hot knife is used to cut and seal the webbing straps which are then attached to the bag's structural panels by an automatic sewing machine. We use the automatic rather than manual machine for the same reason they are used on car seat belts - consistency.

Gradually, as the bag makes its way around the production area, the panels are sewn together with polyester thread which is designed to absorb just enough moisture to allow it to expand slightly to close up the hole left by the sewing needle. The seams are then bound with tape for further waterproofing and although it's inside-out at this stage, it is already starting to look like a Billingham.

The details of the team who made your bag and the components used, are recorded in a unique barcode that is added at this stage. This is also the point at which the bag has to be turned the right way round - a skilful and physically demanding task to get the bag to take on the smooth curves and lines we expect.

Whether the design calls for an insert, as in the case of the Hadley and Packington, or a SuperFlex System interior, this is then added. Regardless of which interior a bag uses, the principle is the same - we use impact absorbing high density foams and cover it with the same lining material as the bags for a perfect match. Velcro® touch fastener strips are stitched to both insert and dividers and SuperFlex components to hold them in position in the bag's interior.

Then the finished bag is placed into a protective transit bag, but not before one final inspection. If a fault is found the bag will be sent back for rectification. It is very unusual for a fault to be found at this late stage, because everyone who works for us forms an intrinsic part of our quality control system so the bags are constantly assessed by everyone who works on them. That is why you will never find a 'second' Billingham product. As far as we are concerned, if something isn't exactly right - it's wrong. That's also why you can trust the Billingham brand.

That brings us to the end of the short tour - we hope it has given you a better idea of how much work goes into the making of our products.

From day one

We love it when customers tell us about bags they bought from us thirty or forty years ago which they still use today. When you think about how much photography has changed over that time, it says pretty much all you need to know about the adaptability and durability of our products.

The subject of how long our bags last and how they have evolved over the years comes up a lot when we meet Billingham owners, and sometimes we have to think long and hard before we can answer some of their questions about which bag came where and when. It occurred to us it would be an interesting exercise to draw up a timeline of our key moments.

After a surprisingly long time spent delving around in our old records and files, here's as close as we can get to a roadmap of our products from day one to the present. We hope it will answer most of your questions.



The first thing you will notice is that there is no mistaking the 'look' of our bags - it runs through our range like Billingham DNA. However this timeline is more than just about bags and accessories with shared design cues and build quality. It tells a story of how photographers' needs have shifted over time, how we have adapted our products to reflect those changes and how the versatility of the designs mean that you don't have to buy a new bag to keep your gear safe when technology prompts change.

It says a lot about some of our early bags that several are still being made. That doesn't mean they haven't been refined over the years. We are always looking at the materials and processes we use to see how we can improve or develop our existing ranges as well as introducing new bags.

Welcome to forty years of innovation.



1973	1974	1975	1976	1977	1978	1979	1980	1981	1982	1983	1984	1985	1986	1987	1988	1989	1990	1991	1992	1993	1994
------	------	------	------	------	------	------	------	------	------	------	------	------	------	------	------	------	------	------	------	------	------

1973 Martin Billingham begins making bags from home in Halesowen in the West Midlands. The first models are fishing bags: Alm, Country, Country Net, Country Compact, Hadley, Packington, Till and Wickham.

1977 The popularity of the company's products prompts a move to small business premises in Old Hill.

1979 The first camera bags go into production.

1980 Three years after their first move the company needs more space and relocates to larger premises in Lye. 'Crieff' added to fishing bag range.

1983 The System Bag is re-branded 'Safari', and the 550 model introduced to the range.

1984 New bags introduced to the 'Safari' range.

1985 'Safari' range sees more new bags added to the line up. CP Range of pouches launched.

1986 The 'Safari' range is re-branded 'Classic'. Cordura is replaced with a lighter weight version of the material called Nytex. The Billingham Filofax headlines a new range of small leather goods.

The Hadley first appeared in 1988, and continues to be one of our most popular ranges. The Metro range also appears in this year, marking a move into business and lifestyle products.

The company relocates to larger premises in Brierley Hill. The fStop launched alongside the 'Take' series of Video Camera bags. Simplies lens covers make their debut.


'Classic' is renamed simply 'Billingham'. A Double Ventile Jacket marks the start of the fledgling Billingham clothing range, enhancing the company's outdoor credentials.

The Stowaway becomes a range following the addition of two new models. Additional Ventile jackets are added to the Billingham clothing line.

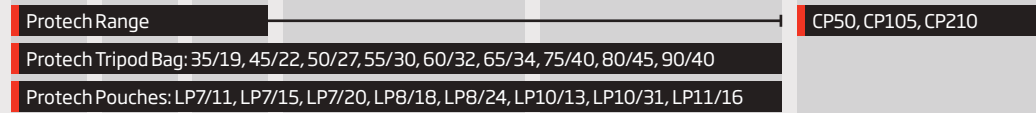
Individual Stowaway pouches branded. Additional jackets added to the Ventile Jacket range.



Martin Billingham's 'Batch book' from 1973, alongside the Wickham, an early Billingham model



Billingham 330



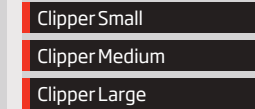
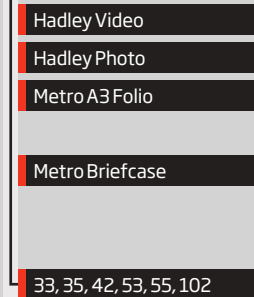
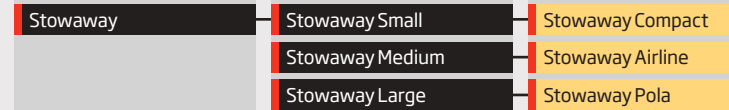
System 2 bag, above, with System 3 far right, System 4 in the foreground and left, an early promotional leaflet



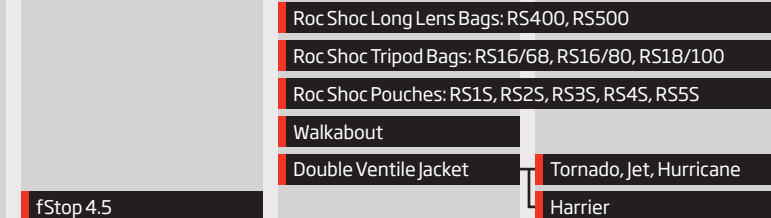
A travel bag range, Clipper, was introduced in 1989



Introduction of a specially developed lightweight fabric, Nytex.



Simplies: 70/140, 80/170, 90/195, 100/160, 100/220, 100/270, 130/170



Roc Shoc tripod bag and pouch

fStop 4.5
fStop 5.6

1995 1996 1997 1998 1999 2000 2001 2002 2003 2004 2005 2006 2007 2008 2009 2010 2011 2012 2013

Several new bags make their appearance in 1995. As well as the all new Series 3 and Series 5 bags, the Eventer is re-born as the Photo Eventer, the Metro range is extended and the new PhotoVest launched.

The 206 extends the stable of Billingham products.

Three new products launched: the Alice bag, and the Billingham Basics and laptop bag ranges.

A very busy year. The company celebrates its 25th anniversary with a special commemorative edition, Delta End Pockets and Photo Packington are unveiled, and additional Hadley bags launched.

Two rucksacks appear for the first time: the 25 and Ag.

Beta, a new range of pouches is launched and the Hadley range is re-branded.

The Alice is re-branded L2, the 5 Series adds the 555 to the range and the Billingham 106 and 306 are launched. The Photo Packington is re-branded Packington.

Laptop cases are launched.

A new departure, the company's 'Venture Gear' range is launched, along with two sizes of AVEA pouch, in three styles, to extend the carrying power of a number of Billingham bags.

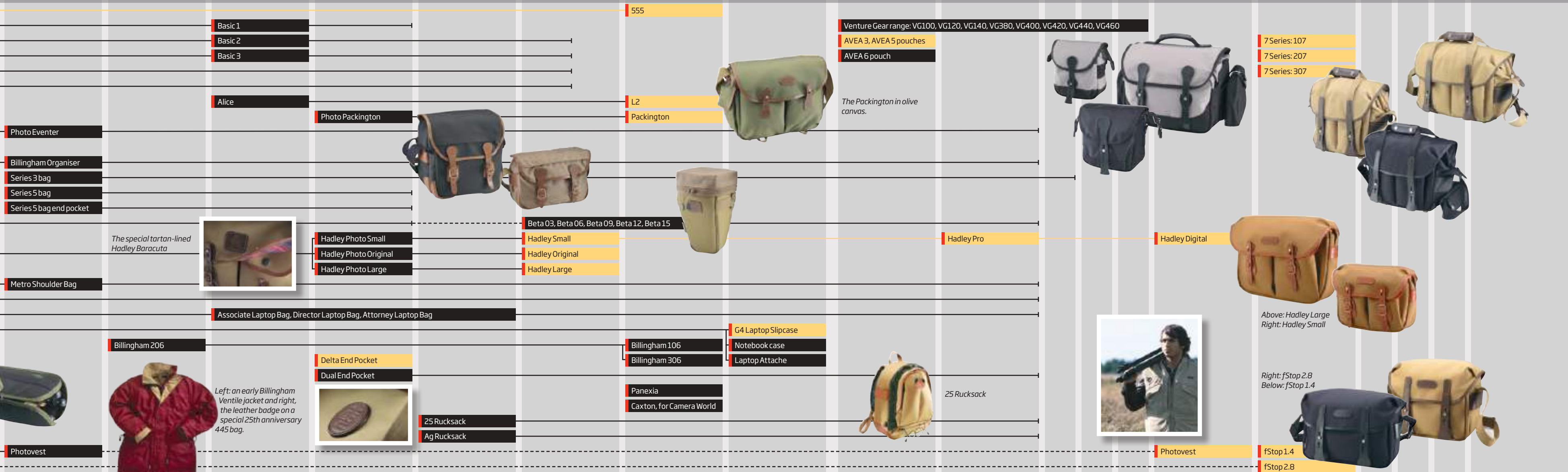
The Hadley with the handle, the Hadley Pro, is added to the range.

The Billingham Nytex material is replaced with an improved synthetic material, FibreNyte.

The Mark 3 Photovest is released in this year, and the Hadley Digital extends the Hadley product range even further.

Two new designs launch in 2009, the 7 Series, in three sizes, and two sizes of the re-vamped fStop.

2011 sees the company relocate to their new custom fitted premises ahead of their 2013 landmark anniversary, celebrating 40 years of Billingham bags.



550





The Original

The 550 was the first production bag we made and it set the tone and style for all the others. It is still one of the largest in our range, and probably your first choice if you never want to worry about leaving something behind. Even without the two detachable end pockets, it is still large enough to carry several camera bodies, lenses, flashguns and even some overnight stay essentials.

With all that space at your disposal, you will be tempted to fill it up and that's fine. The 550 uses a wide strap with SP20 Shoulder Pad to help distribute the weight.

The 550 set new standards for design detail and build quality and it has hardly changed since it was introduced. Take a minute to pick one up, look at it and feel it, you will see why we are as proud of it now as we were back then.

Iconic style and protection

Unbuckle the two leather straps, and lift the large rain flap to gain access to the two full-height zippered pockets or the two press studded outer pockets. To get into the main compartment, just pull back on the **heavy duty zip**¹ and all that space is yours to configure any way you want. The SuperFlex partitioning system sticks to the bag's lining using Velcro® touch fastener strip, so you can configure the interior to suit your particular needs while still protecting and organising your gear. Alternatively, you can remove it entirely.

Even more space is provided by the zippered, **external back pocket**² and the **detachable end pockets**^{3&4}. To protect its underside the 550 stands on four brass feet.

Many 550 owners use them as a safe store for all their equipment and use one of our smaller bags - or maybe the Photovest to carry just the specific gear they need to make the shot, going back to the 550 to swap lenses or bodies. Because they tend to be packed with heavy kit, we fitted the 550s straps with **brass buckles**⁵ to keep things simple and secure.

Included with 550

SP20 Shoulder Pad, End Pockets, SuperFlex 8-15, 9-15, 9-18 and flap

(all items available as additional or replacement items)

Optional Accessories

Additional SuperFlex, SP50 Shoulder Pad, VBridge 15, Tripod Straps (7/8"), Simplies, Leather Luggage Tally

Material/colour choice

(see *technical pages* for full specifications)

Canvas Khaki/tan leather/brass



Left Nearly forty years after it was first made, this 550 is still in regular, professional use, still looking good and still protecting its contents

5 Series



Left Even after more than twenty years of use, this 5 Series leather grab handle - like the rest of the bag - is still doing its job and has acquired a genuine, lived-in patina



225



335



445



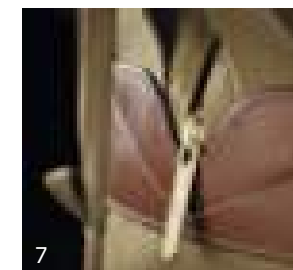




555

No-nonsense, safe access

Our most popular range of bags, the 5 Series is unmistakably Billingham. Classic, well thought-through design and handcrafted quality. The 225, 335, 445 and the 555 all share the same features, only their size varies, so whether you are carrying 1 or 3 SLRs plus extra lenses and flash, there is almost certainly a 5 Series that will do the job.

The no-nonsense approach of the 5 Series is popular with busy photographers who like the fact that they can get to all their gear quickly and safely thanks to our **TukTop⁵** feature. This allows the two sides of the zippered opening to be tucked behind the bag's internal front and rear dividers.

You'll find nine good-sized main pockets in all - two at the front under the flap², two in the inside zippered front compartment³, four internal slip pockets in the main compartment⁵ and a zippered rear pocket⁶.



The ideal location choice

When you look at the detail design of the 5 Series, you'll notice the way the Quick Release System has been adapted so that the top grain leather straps pass through solid brass 'D' rings at the end of the webbing carry-handles. We've done it this way to provide fast, secure closure even when the bag is heavily loaded. An embossed **leather grab handle¹** holds them both together.

Behind the main flap you will find the secondary flap which protects the two **full-depth front pockets²**. By their side is a handy pen pocket and behind them there is the full width **double-zippered pocket³** and of course, the main zippered compartment with the TukTop feature. At the back, a full-width **zippered pocket⁶** is ideal for manuals or documents.

Thanks to a **third, internal web carry handle⁴**, moving a 5 Series around safely - even with the main flap open - is no problem. You will find this feature very useful when changing lenses, or don't need to be continually opening and closing your bag. All 5 Series bags are fitted with an adjustable 'Y' shaped **Delta sling⁷**, designed to help prevent rocking, even when the bag is full. For times when you need extra space optional Delta Pockets can be fitted to the base of the sling. If you like to carry your bag on your back we've fitted 5 point mounting loops for the optional Back Pack Harness - they can also be used with our tripod straps. Finally, to protect the underside, brass feet are fitted to top grain leather corner patches, while internally the bottom of the bag features a padded, waterproofed base.

Included with 225 & 335

SP15 Shoulder Pad, SuperFlex 8-15 and flap
The 335 also includes a SuperFlex 9-18 insert
(all items available as additional or replacement items)

Included with 445 & 555

SP20 Shoulder Pad, SuperFlex 9-15, 9-18 and flap
The 555 also includes a SuperFlex 8-15 insert
(all items available as additional or replacement items)

Optional Accessories, all models

Additional SuperFlex, SP40 or SP50 Shoulder Pad (depending on bag model), Delta Pocket, VBridge 15, Waist Strap Attachment, Back Pack Harness, Tripod Straps (7/8"), Simplies, Leather Luggage Tally

Material/colour choice


(see *technical pages* for full specifications)

Canvas	Khaki/tan leather/brass Black/tan leather/brass Black/black leather/nickel
FibreNyte	Khaki/tan leather/brass Black/tan leather/brass Sage/tan leather/brass

7 Series

Unique styling, easy access

The distinctive 7 Series with its contoured main flap and Press Top easy access system is available in three sizes: the 107, 207 and 307. They all offer identical features - only their width differs. The main flap has a central, double layered, waterproof seam which gives the 7 Series bags a distinctive rounded look. This isn't simply a styling feature. By extending over the ends of the bag, it also provides excellent protection from dust, rain and snow. The 7 Series is exclusively made in FibreNyte which has the look and feel of canvas.



Wide open space

The **Quick Release System tabs¹** with wider ends make for fast opening and secure closure, even in difficult conditions. With the rain flap pulled back and the main compartment zip opened, you will notice another distinctive feature of the 7 Series bags - they are held wide open by the **Billingham Press Top²**. This comprises two specially shaped fibreglass and aluminium wands which shape the fabric into a wide rectangle once the zip is pulled fully back.

The main webbing straps are secured by heavy stitching with a leather reinforcing strip at the back. Even with the bag open, two internal **leather grab handles³⁻⁵** mean you can carry it safely. For full flexibility the front one can even be unclipped and removed if required. At the back there is a full length, **zippered rear pocket⁶** which is hidden by an extension of the main flap. This helps to maintain the bag's smooth lines and protects the zip from bad weather.

In addition, the inverted 'Y' shaped Delta Sling webbing of the shoulder sling's fixing points helps to prevent any tipping and rolling motion as you move - even when the bag is fully loaded. Speaking of which, if you sometimes need more space, you can fit our optional Delta pockets. Also incorporated into the main leather strapping are holes to take our tripod carry straps and the lower mounting points for the optional 5-point Backpack Harness.



Included with 107 & 207

SP50 Shoulder Pad, SuperFlex 8-15 and flap (all items available as additional or replacement items)

Included with 307

SP50 Shoulder Pad, SuperFlex 8-15, 9-18 and flap (all items available as additional or replacement items)

Optional Accessories, all models

Additional SuperFlex, VBridge 15, Delta Pockets, Back Pack Harness, Tripod Straps (5/8"), Simplies, Leather Luggage Tally

Material/colour choice

(see *technical pages* for full specifications)

FibreNyte Khaki/chocolate leather/brass
Black/black leather/nickel



Hadley Series



Left The clean and elegant lines of a Billingham are apparent in every aspect of the bag, from the overall design to the hand finished leather and brass detail



Hadley Digital

Hadley Small

Hadley Large

Hadley Pro

Handcrafted protection

Whatever gear you need to carry, the chances are that one of the Hadleys will fit the bill. The range runs from the compact, Hadley Digital to the spacious and aptly named Hadley Large.

If your preference is for a bag with a handle and optional AVEA Pockets, there is the Hadley Pro. Featuring a useful zippered back pocket with rain flap, it can also come in handy as a stylish briefcase.

In between the Digital and the larger models comes the Hadley Small. Like all Billingham products, the Hadleys are not just beautifully made, they are made to protect your equipment - and keep on doing it for years.

Adaptable camera bags or work bags - your choice

All Hadleys feature the Quick Release System to which we have added **solid brass buckles**¹. Why both? Simple - the QRS allows you to open and close the bag quickly and securely and the buckles allow you to fine tune the 'fit' of the **front pockets**². For instance, if you have really packed in some bulky gear into one front pocket, you can just let out that side's buckle to suit. Other common features across the range are a padded inner lid over the main compartment to help keep out rain or snow and a sculpted main flap which protect the bags' contents from adverse weather conditions.

All the Hadleys (except the Digital which has a single central fastener) have a **secondary stud**³ fitted to both front pockets' top outer corner which can be used to increase or reduce their capacity - when closed it forms a perfect place to clip pens, pencils, etc. Because it is relatively compact, we have made the Digital compatible with the optional **AVEA Pockets**⁴ so when you need more room it can simply be added. The AVEA Pockets also fit the Hadley Pro, which has the distinction of a comfortable and tough **top fixed handle**⁵.

Aside from the Digital, every Hadley features a removable padded insert with adjustable partitions and an integral flap, held in position with Velcro® touch fastener strips. If you want to stack your kit, you can use more dividers. The whole insert can be detached by a single press stud, to transform the Hadley into an understated, stylish travel or work bag.

Included with Hadley Digital

Small and Large Dividers
(all items available as additional or replacement items)

Optional Accessories, Hadley Digital

AVEA Pockets, SP15 and SP40 Shoulder Pad, Simplies, Leather Luggage Tally

Included with Hadley Small, Large, Pro

Removable Insert, Small and Large Dividers
(all items available as additional or replacement items)

Optional Accessories, Hadley Small, Large, Pro

SP15 and/or SP40 Shoulder Pad, Waist Strap Attachment, Simplies, Leather Luggage Tally
The Hadley Pro will also accept AVEA Pockets

Material/colour choice

(see *technical pages* for full specifications)


Canvas	Khaki/tan leather/brass Black/tan leather/brass Black/black leather/nickel
FibreNyte	Khaki/tan leather/brass Black/tan leather/brass Sage/tan leather/brass Black/black leather/nickel




1



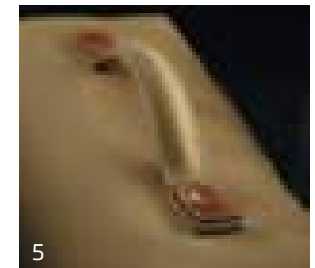
2



3



4



5

fStop

Billingham
England
Heritage



2.8



1.4

Big bag features, compact size

When we designed the fStops, we purposely kept them relatively compact, but included some of the useful design cues or aspects you would normally find on our larger bags. The idea was to give you space with a very high level of adaptability. In case you need even more room from time to time, we have even made them AVEA pocket compatible. The fStops come in two sizes, the f1.4 and the slightly narrower f2.8. Both are made from our synthetic FibreNyte material which combines durability with surprising softness. Both offer identical features and share the same distinctive appearance thanks in part to the pleats at both ends of the main flap.

Ideal SLR or multimedia bag with optional expansion

Open the fStop with the distinctive flared Quick Release System straps and the first thing you will notice is the **padded inner lid**¹ that has been added to keep dust and the elements out. Also under the main flap is an easy access, full width leather-bound, **front dump pocket**² which stands out from the main compartment thanks to the way it is cut and sewn. The main compartment features Velcro® touch fastener - fixed dividers, which allow you to custom-fit the bag to your specific needs, while front and rear internal pockets give you plenty of room for cables, memory cards and batteries. For added protection the removable, soft nylon covered waterproof base uses closed-cell foam in its construction.

At the rear of the bag is the full-width, **zippered pocket**³ with extended puller for easy opening - perfect for carrying documents or maps. For those times when you have more gear than usual, but don't want to carry a large bag, we've given you the option of attaching external AVEA Pockets, which fix securely to the sides of the bag via its solid leather straps, which also serve as the mounting points for the shoulder sling.

If you need to carry a tripod, you can attach one by threading straps through the two sets of **'D' shaped holes**⁴ which are located under the main stud fasteners. Whether holidaying or on an assignment it is reassuring to note that even with the AVEA Pockets attached, the fStop will still fit into an aircraft's overhead locker.

Included with fStop

Small and Large Dividers
(also available as additional or replacement items)

Optional Accessories

AVEA Pockets, SP15 and SP40 Shoulder Pads, VBridge 12, Tripod Straps (3/8"), Simplies, Leather Luggage Tally

Colour/material choice

(see *technical pages* for full specifications)

FibreNyte Khaki/chocolate leather/brass
Black/black leather/nickel



Left Every genuine Billingham bag proudly carries our mark in the distinctive tab stitched into the seam

Packington



Stylish protection

One of our original - and still most popular bags - the spacious Packington is also one of our largest, so you can safely fit a useful amount of kit into it and still have room for a change of clothes. Many Packington buyers find they are perfect for their medium format camera gear or audio/visual equipment. Others don't use them as camera bags at all, they just love the look of them - and naturally, that's fine with us!

Low key security and space

Its one-piece rain flap, Quick Release System and large, zippered **front pockets**¹ all help to create the Packington's clean, classic look. At either end is an integrated pocket with flap and two-position **press stud closures**² so you can let it out when the pocket is full of kit or tighten it when it is only lightly loaded. The back features a **full-length zippered pocket**³ - perfect for documents, or manuals - and a 25mm **Waist Strap Attachment**³ with quick release system fitting which provides greater security by keeping it close.

Unzip the main compartment and you will find a removable padded insert complete with two vertical dividers and flap. The insert attaches to the Packington using a Velcro® touch fastener fixing method, making the bag extremely flexible. With the insert it is a roomy camera/audio visual bag. Remove the insert and it becomes a spacious and stylish way of carrying just about anything from camera or audio gear to a laptop and paperwork.

To help preserve its good looks, the corners are reinforced with top-grain leather while **brass feet**⁴ protect the underside. Because some people like to carry their Packington on their back, we included Back Pack Harness mounting loops. You can even attach your tripod with the optional straps, making the Packington an incredibly versatile choice.

Included with Packington

Removable Insert, Small and Large Dividers, SP20 Shoulder Pad, Waist Strap Attachment (all items available as additional or replacement items)

Optional Accessories

SP50 Shoulder Pad, VBridge 12, Back Pack Harness, Tripod Straps (7/8"), Simplies, Leather Luggage Tally

Material/colour choice

(see *technical pages* for full specifications)

Canvas	Khaki/tan leather/brass
	Black/tan leather/brass



Stowaways



Compact



Pola



Airline

Travel light, travel smart

Sometimes when travelling, you can have too many places to put all the important things like tickets, passports, boarding passes, so that when you need them, you can never find them - that's when the Stowaways really come into their own. In addition to being ideal for carrying small compact or mirrorless cameras, they are fantastic travel organisers, so you can keep all your vital stuff in one place. They can fit on your belt via their **webbing loops**¹ or you can carry them over your shoulder with the **detachable sling**². They all have the same design and come in three sizes - the Compact, the Pola and the Airline, so you can choose which one is best for you. Because they're made from the same materials and to the same high standards as all our products, they will perfectly complement any or all of them.

A perfect trip or shoot companion

All Stowaways have a **front flap with integral zipped pocket**³, which is ideal for storing small things like memory cards or train tickets. Lift the flap and you will find a useful, **wide, leather bound pocket**⁴. They also have a slim, zipped side pocket which is almost full-height and full-width which is perfect for passports, tickets or any of the inevitable bits and pieces we all take with us when we are out on a shoot or a trip.

Running across the top there is a double-puller zip which extends down both sides to give you unrestricted access to the main padded compartment. Just below the main zip - on both sides - there is a **brass 'D' ring**⁵ for the shoulder strap and below them, the ever-useful pen pocket. At the back, a **wide unpadding slip pocket**¹ is ideal for manuals or maps, etc.

Included with Stowaways

Detachable shoulder sling
(also available as additional or replacement item)

Material/colour choice

(see *technical pages* for full specifications)


Canvas Khaki/tan leather/brass
 Black/tan leather/brass
 Black/black leather/nickel




1



2



3



4



5

L2



Left There are many component parts to a bag, many hidden during manufacture or unseen as is the case with this brass foot and leather base patch



L2

Travel light, travel safe

The L2 is a perfectly sized bag if you just need to carry a small SLR or mirrorless camera system with a couple of lenses and want to keep things simple. It has been designed without zips for simplicity and with an **integral padded insert**¹ with Velcro® touch fastener fitted dividers, leaving you free to adapt the interior to your equipment or your exact needs for a particular assignment. For added security or comfort, you can add a Waist Strap Attachment to keep the L2 closer to you.

Keeping it simple - no zips, unique side flaps

Unique to the L2 is the way its **extended sides**^{1&2} are integrated into the main flap so that they fold inward when it closes to further protect your gear from the elements. Using the L2 couldn't be easier - because it has no zips, you simply open the bag using the **Quick Release System straps**³ and all your gear is at your fingertips. The L2 features the main compartment with its integrated padded insert, two further, wide internal pockets one at the front and the other at the rear. If you need more space, the L2 has leather side fittings at both ends designed to accept AVEA side pockets.

For added strength, we've reinforced the lower sides with more leather and extended it part-way along the underside to provide extra protection and more rigidity. Finally, as yet another line of defence, brass feet are riveted to the thick **leather corners**⁴ to keep the underside of the bag dry.

Included with L2

Small and Large Dividers
(also available as additional or replacement items)


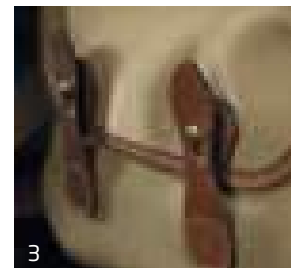
Optional Accessories

SP15 and SP40 Shoulder Pad, AVEA Pockets, Waist Strap Attachment, Simplies, Leather Luggage Tally

Material/colour choice

(see *technical pages* for full specifications)

Canvas	Khaki/tan leather/brass
	Black/tan leather/brass
	Black/black leather/nickel
FibreNyte	Sage/tan leather/brass



Photovest



Don't stop

There can be times when even the best camera bags don't quite cut it. You're into the rhythm of a shoot and you don't want to move to change lenses or camera bodies. That is why we created the Photovest - because we know that sometimes, to keep things flowing, the best way to work with your camera gear is to wear it. The most important aspect of the Photovest is that it can carry a serious amount of equipment securely. Some people use it on its own, others use it in conjunction with one of our bags - whatever works for you. So if maximum freedom of movement and speed of access is important to you, it's worth taking a look at what the Photovest can offer you.

Light, tough and comfortable


The Photovest is made from a water resistant, plain weave textured nylon material. We chose it because it is lightweight, machine washable - and very tough, so it will stay looking good for a long time - like your Billingham bag. When it comes to zips, we have used a heavy duty, plastic coil type because as well as being tough they are very reliable. As you would expect, the press studs are the same type we use on our bags.

We have paid careful attention to what photographers actually wanted, especially when it came to the size, shape and positioning of the pockets. That's why inside and out, the pocket layout is symmetrical on both sides, which makes using the Photovest more intuitive and maintains a comfortable balance. Each side has a large internal zippered pocket for personal effects such as mobile phone and sat-nav unit, and to let you securely carry longer items (up to 600mm) such as zoom lenses, or maps, we put in a pocket that extends from just above the waist right up to the shoulder - again on both sides.

At the bottom, a flap conceals two large zippered pockets which are ideal for camera bodies or any other large objects. Because we know everyone has their own way of working, we haven't given all the various pockets any particular designation, but there's no doubt that you will find room for just about anything you are likely to need.

Our Photovest is shorter than most. That gives you maximum freedom of movement and stops heavy items in the lower pockets from hitting your legs when walking, or crouching. The arm holes are extra large so, even if you are wearing several layers, you won't feel restricted.

All the Photovest's equipment pockets are extra wide, so whether you're taking things out or putting them in, you won't have to struggle or run the risk of scratching your kit - even the pen pockets are wide. We haven't forgotten the collar either - it's padded - like the shoulders for improved comfort if you are carrying a heavy load. To prevent your camera sling from slipping off your shoulder when you're being particularly energetic, we have included double press studded epaulettes.





AVEA



Need a little extra room?

When you think about the number of camera bags most of us own, it is pretty obvious that no single bag can be right all of the time. The reason is pretty obvious too - what we need changes. So, rather than going to the expense of buying another bag - especially if all you need is a little extra room here and there, the AVEA pockets could be the answer.

Like all our pockets, the AVEAs are made from the same material as your bag, so they won't look like an afterthought. Even though they are quite small, they are still made to the same quality standards as all our products.

We make two sizes: the AVEA 03 and the AVEA 05 - both are lightly padded with high-density, closed-cell foam and feature **press stud strap closures**^{1&4}. Both models are designed to fix onto a belt or onto one of our AVEA compatible bags.



AVEA 03



AVEA 05

Simple, secure and effective

Attaching them to the bag couldn't be easier. Simply pass the two leather straps through the shoulder sling's leather reinforcement patch on the side of the bag and secure them with their **heavy-duty press studs**². Open the AVEA's flap and you'll find a **weatherproof, drawstring closure**³ which is designed to protect your kit from the elements. Just press on the drawstring's spring loaded fitting and slide it down the cord to open and close it. We've stitched the nylon lining into the AVEA's seams *and* also to the top flap's internal leather binding, so tightening the drawstring means that it not only closes the nylon inner, but starts to bring the flap down.

The AVEAs will fit the following models:
Hadley Digital, Hadley Pro, fStop, L2.

Material/colour choice

(see *technical pages* for full specifications)

Canvas	Khaki/tan leather/brass Black/tan leather/brass Black/black leather/nickel
FibreNyte	Khaki/tan leather/brass Khaki/chocolate leather/brass Black/tan leather/brass Black/black leather/nickel Sage/tan leather/brass



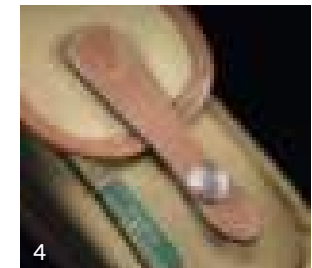
1



2



3



4

Delta



Versatile Extra Space

Like the AVEAs, the Delta consists of a **press studded flap¹** and **drawstring closure^{2&3}** which keeps the elements away from your delicate equipment. It is also aimed at giving you extra carrying capacity when you need it. As the name suggests, it was created to fit our bags that have Delta shoulder slings. It can also be attached to a belt or **Waist Strap Attachment⁴**.

Drawstring Closure

The Delta is lightly padded with closed cell foam and has two press studs on the top flap. We've also added a useful **flap feature¹** to the body of the Delta where you can place your fingers, so you don't have to press on your delicate kit at the point where the press studs close. The inside of the Delta is made of the same soft nylon material used for the linings of our bags and it features the same closure method as the AVEA pockets, opposite.

Delta pockets will fit the following models: 225, 335, 445 and 555 plus the 107, 207 and 307 (two will fit onto a bag if you wish).

Material/colour choice

(see *technical pages* for full specifications)

Canvas	Khaki/tan leather/brass Black/tan leather/brass Black/black leather/nickel
FibreNyte	Khaki/tan leather/brass Khaki/chocolate leather/brass Black/tan leather/brass Black/black leather/nickel Sage/tan leather/brass

Shoulder Pads



Increased comfort - reduced slip

Our Shoulder Pads are made from thick, beautiful top grain leather with a non-slip base layer for comfort and security. They are finished with heavy-duty press studded strap guides to perfectly complement the bags.

The original shoulder pad (still a favourite among many photographers), is available in two widths: the SP15 which fits all Billingham bags with 1.5" webbing straps and the SP20 for larger bags with the 2" webbing.

These have been joined by an 'extra comfort' version that incorporates a grooved inner core of high-density closed-cell foam designed to help the Shoulder Pad mould to the shape of your shoulder. The SP40 and SP50 accommodate bags with 1.5" and 2" webbing straps respectively.

Material/colour choice

SP15/SP20	Tan leather and brass Black leather and nickel
SP40/SP50	Tan leather and brass Black leather and nickel Chocolate leather and brass

SuperFlex

Super flexible protection

A vital component of impact protection is the SuperFlex System working alongside the bag's high density, closed-cell foam padding to provide shock protection.

The underlying principle behind our SuperFlex System is simple. When a force is applied to the outside of one of our bags its integral padding absorbs some of that energy. The excess is transmitted to the SuperFlex System which absorbs more of the knock with its own padding and if that isn't enough, it will absorb even more by deforming so that its usual square corners become more diamond-shaped. In doing this, all the gear in the SuperFlex System is gently moved aside to prevent it from banging into each other. The SuperFlex then returns to its normal 'square' cornered self - ready to protect your kit from the next impact. Fitting couldn't be easier because all SuperFlex components are located by Velcro® touch fastener strips to the bag's padded interior and rest on its foam-insulated base.

That's the principle, but of course in practice it took a great deal of time in research and development, not to mention an even longer period of evolution, to perfect the precise details and the exact materials, so that we could be confident that the SuperFlex System would protect your kit the way you would expect from Billingham.

Selecting which SuperFlex you need

With so many different lenses and other delicate equipment available today, we needed to develop quite a range of SuperFlex models to accommodate them. We think we have come up with a selection of sizes that should cover almost every need, protecting your valuable investment from the worst bumps and bashes. The technical section at the back of this book details all of the available sizes.

The VBridge

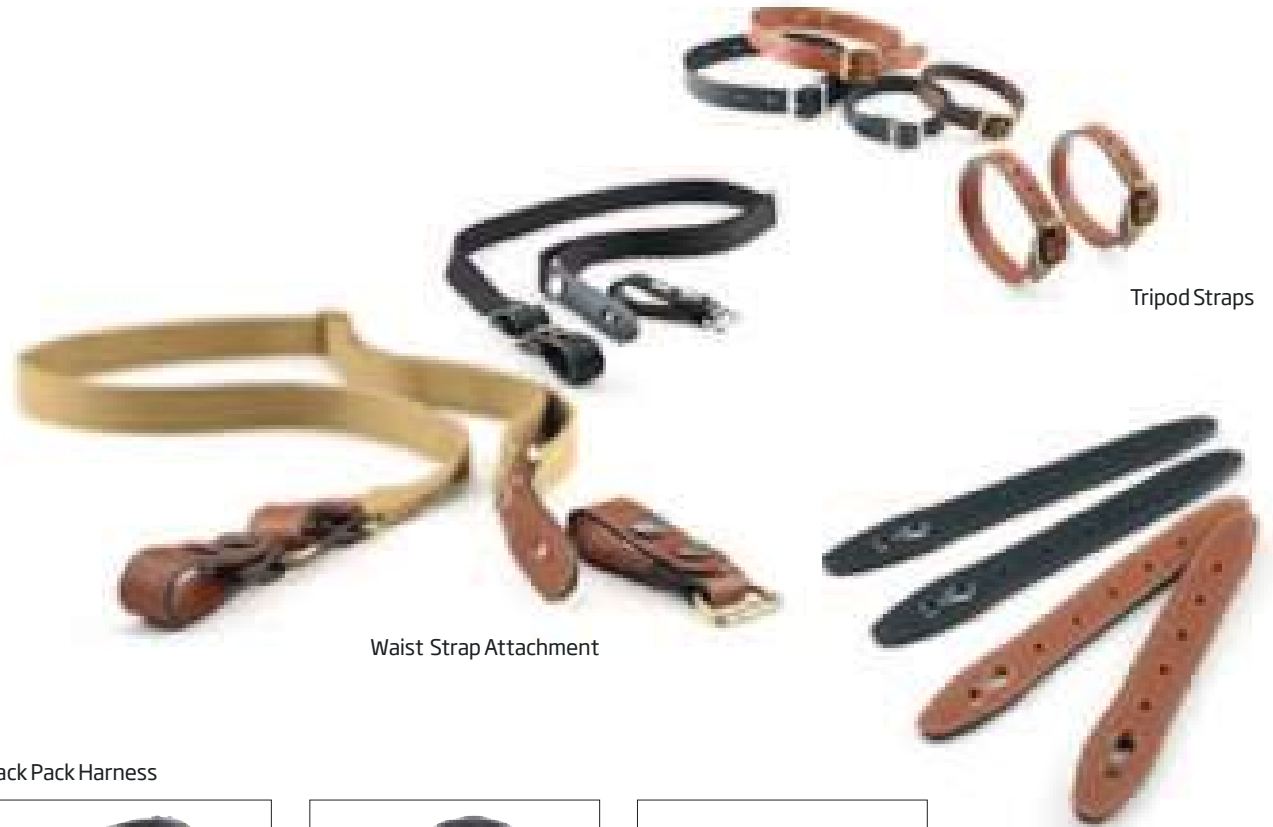
The VBridge 15 and the VBridge 12 are additions to the SuperFlex system, providing positive support for your lens when attached to your SLR camera.

The VBridge is made from high-density closed cell foam covered in the same non-fray fabric that we use in the linings of our bags and pockets, and cradles the lens in the 'V' section.



Accessories

To help you get the most from your bag we have designed a range of complementary products - every one made by us to the same standards as our bags.



Back Pack Harness



Tripod Straps

Waist Strap Attachment

Hadley Straps

Simplies

These handy pouches will keep lenses, phones, sunglasses, MP3 players, etc. away from sand and dust. Available in 7 sizes, they all feature a drawstring top and embossed leather base.

Waist Strap Attachment

Made from leather, brass or nickel and webbing, it's a great looking way to keep your bag close and to prevent it from swinging about when you're on the move.

Colour/material choice:

Khaki webbing/tan leather/brass fittings

Khaki webbing/chocolate leather/brass fittings

Black webbing/tan leather/brass fittings

Black webbing/black leather/nickel finish fittings

Back Pack Harness

For anyone who likes to keep both hands free or just prefers to carry their gear on their back, this is the answer. It will attach to many of our bags via their integrated loop mounting points.

Colour/material choice:

Khaki webbing/tan leather/brass fittings

Khaki webbing/chocolate leather/brass fittings

Black webbing/tan leather/brass fittings

Black webbing/black leather/nickel finish fittings



Hadley Inserts

Hadley Straps

Replacement straps are available for all models.

Colour/material choice:

Tan leather

Black leather

Tripod Straps

These beautiful hand finished leather straps with large brass or nickel finished buckles do the job safely, and in style.

Colour/material choice:

Tan leather/brass fittings

Black leather and nickel finish fittings

Hadley Insert

Additional padded inserts are also available for all Hadleys - except the Digital which has a fixed insert.

Packington Insert

This spare or replacement padded insert is specifically designed for the Packington.

Luggage Tally

With brass or nickel buckles and studs, these strong leather tallies with embossed privacy flap make sure your bag doesn't get lost.

Colour/material choice:

Tan leather

Black leather

Chocolate leather



Leather Luggage Tally

Shoulder Pad SP15 (to fit 1.5" webbing) and Shoulder Pad SP20 (to fit 2" webbing)

The original Shoulder Pads supplied with many of our bags.

Colour/material choice, both sizes:

Tan leather/brass fittings

Black leather/nickel finish fittings

Shoulder Pad SP40 (to fit 1.5" webbing) and Shoulder Pad SP50 (to fit 2" webbing)

These extra comfort Shoulder Pads are alternatives to the SP15 and SP20 models, and offer even greater levels of support.

Colour/material choice:

Chocolate and brass fittings

Tan leather and brass fittings

Black leather and nickel finish fittings



SP40 and SP50 Shoulder Pads



Simplies

The detail



Technical data

How our products look is very important to us - after all, Billingham has a reputation for design, quality and craftsmanship.

But good looks will only get you so far when your products have an important job to do. Above everything, ours have to protect their contents - and go on doing that for many years. What's more, even then they will still look great, despite the things they have had to endure along the way, thanks to the materials we use.

There is only one way we can be sure that they will do all that and live up to the standards you have come to expect from us: we spend unbelievable amounts of time on the research and development of all the technical aspects that underpin every single one of our products.

In the following pages, we hope we will answer any questions you might still have on the technical aspects of our range.

Materials

Inspired design isn't just about how something looks - it's about making objects that perform a function better than others.

To achieve this, a designer needs to understand and have a 'feel' for the materials they're using.

Whilst Martin Billingham understood this principle from the start he took a long time to select the materials that would be used in the products that carry his name. It was important to know them inside-out. From what made them work so effectively and efficiently to why they would still look good many years later.

This philosophy underpins the choice of materials used in the manufacture of every Billingham product and is a fundamental consideration when investigating any new materials. Such attention has been one of the reasons the Billingham brand has become synonymous with quality, craftsmanship and protection the world over.

Here's a brief run down on what we use in our products:

Canvas¹

The first line of defence in our bags is the material they are made from, that is why we use a composite of canvas and StormBlock, a Billingham-developed material. The canvas we use actually comprises two layers of canvas that are fused together to give an uncompromising waterproof finish. In tests our canvas composite is able to hold a column of water in excess of 19 metres high, but even that is not enough. A Maeser test is also conducted which flexes a sample in water more than 100,000 times after which it still showed no signs of letting water in.

FibreNyte²


Many of our bags find themselves in some of the world's most inhospitable places and on the receiving end of some very rough treatment. For instance, we have had a report of one of our canvas bags being accidentally dragged behind a 4x4 over rough terrain for some distance. The bag and equipment survived. Another customer told us that his Billingham had been covered in melting roofing tar in a house fire - again the bag, camera and lenses 'lived to tell the tale.' Despite this we decided we needed to offer an even more hard-wearing material for extreme conditions. After a long search we came upon FibreNyte - a man-made, high performance fabric which is bonded to a polyester lining with Billingham StormBlock whose useful characteristics include its excellent abrasion resistance and colour-fastness.

Leather³

The leather we use across the range is known as top grain which as its name suggests, is the uppermost part of the hide. Top grain leather is strong, wears well and is surprisingly resistant to stains. We also like the fact that natural features such as growth marks can still be seen after the vegetable tanning process, which makes each hide unique.

If left untreated, animal skin begins to break down. To prevent this from happening, the hide needs to be preserved or 'tanned.' Images of people wearing leather are shown in cave paintings and the way our leather is tanned would probably be quite familiar to those artists. Rather than using some pretty unpleasant acidic chemicals, we use natural compounds such as tree bark and other organic matter - hence the name: 'vegetable tanning.'





Materials

Metal Fittings⁵

Brass is an obvious choice for bags which need to endure extreme conditions. It won't rust, it's tough, it looks great - even when it's old - and doesn't break when you tread on it or drop it like plastic would. As you would expect, we only use the highest quality fittings from trusted suppliers who share our quality standards.

Our black bags feature nickel plated brass fittings, because we think it looks better, so that's an extra process for the components to undergo and for our quality control to check.

Zips

Zips are incredible pieces of engineering we all take for granted, but if you stop to think about how close the tolerances need to be to for them to work properly they are quite something. Because we appreciate how difficult it is to make zips that will go on working for many years in all kinds of conditions, we use only the best quality zips from the world's leading suppliers. The type we use have their teeth woven into the support tape for added strength and to keep them as flat as possible - that way they are less likely to damage the bag's fabric or any delicate equipment.

Lining

It is vital when choosing a lining for a premium camera bag that it is non-fray, so that it doesn't shed any fibres which can get onto and into lenses, filters and camera bodies. It might not be the most obvious quality you look for in a bag, but it is another detail that matters to us. Our material was selected for this reason and for its excellent 'anti-wicking' characteristics, which prevents any moisture being absorbed.

Webbing⁶

The webbing we use throughout is spun polyester - the same material you will find in military spec items such as parachute harnesses. We chose it because it stays flat, wears extremely well and doesn't absorb moisture and consequently rot like many other materials. Another point worth mentioning is that our webbing is woven on old style looms which aren't as fast as modern ones, but we think they produce a denser, more durable weave with greater pliability.

Closed Cell Foams⁷

We use various densities of closed cell foams in our products to protect your equipment. Precisely which is dependant on where it will be fitted. What makes these foams so useful to us is the way their tough, durable cells act like miniature shock absorbers, spreading any impact loads, while at the same time, providing excellent resistance to moisture, mould and fungi. What is more, they are excellent insulators.

Rivets and Press Studs⁸

Where appropriate, we use rivets to secure components and for reinforcement purposes. As you would expect, we use only the best press studs in our products, so we know they won't let you down. Their strength depends on where they are and their purpose.




550

The Portable Studio. This is the one that started it all and it is one of your choices if you never want to worry about leaving something behind. Even without the two detachable end pockets, it is large enough to carry several camera bodies, lenses, flashguns, etc and even some overnight-stay essentials.

550 colour options



550 SuperFlex example configurations



550 accessories

Included with 550

SP20 Shoulder Pad, End Pockets, SuperFlex System inserts: 8-15, 9-15, 9-18 and flap

Optional accessories

Additional SuperFlex, VBridge 15, SP20 Shoulder Pad, SP50 Shoulder Pad, Simplies, Tripod Straps (7/8"), Leather Luggage Tally

550 colour/material options

550	Canvas	FibreNyte
Khaki/tan leather/brass	•	

550 measurements

External dimensions, bag only

W450mm (18") x D280mm (11") x H300mm (11⁷/₈")

Internal dimensions, bag only

W420mm (16¹/₂") x D150mm (5⁷/₈") x H260mm (10¹/₄")

Capacity 17 litres (0.6 feet³)

Weight 2.2 kgs (4.85 lbs)

External dimensions, bag with End Pockets

W620mm (24¹/₂") x D280mm (11") x H300mm (11⁷/₈")

Capacity 21.5 litres (0.76 feet³)

Weight 2.44 kgs (5.38 lbs)

External dimensions, End Pockets (2)

W180mm (7¹/₈") x D80mm (3¹/₈") x H210mm (8³/₄")

Internal dimensions, End Pockets

W150mm (5⁷/₈") x D75mm (2³/₄") x H190mm (7¹/₂")

Capacity (each) 2.25 litres (0.08 feet³)

Weight (each) 0.12 kgs (0.26 lbs)

Front 'dump' pockets (2)

W150mm (5⁷/₈") x D50mm (2") x H190mm (7¹/₂")

Capacity (each) 1.5 litres (0.05 feet³)

Front zippered pockets (2)

W210mm (8³/₄") x D40mm (1¹/₂") x H290mm (11¹/₂")

Capacity (each) 1.5 litres (0.05 feet³)

Rear zippered pocket

W400mm (15³/₄") x D Nominal x H280mm (11")

Capacity Nominal

Room. And more room

With two full-height zippered front pockets, two press studded front pockets, detachable end pockets, huge main compartment and zippered full-width back pocket, the 550 gives you an enormous amount of room and certainly earns its iconic status.

5 Series

No-Nonsense Choice. Our most popular range of bags, the 5 Series is unmistakably Billingham. They all share the same features, only their size varies, so whether you are carrying 1 or 3 SLRs plus extra lenses and flash, there's a 5 Series for you.

225 accessories

Included with 225

SP15 Shoulder Pad, SuperFlex System inserts: 8-15 and flap

Optional accessories

Additional SuperFlex, SP15 Shoulder Pad, SP40 Shoulder Pad, Delta Pocket, VBridge 15, Waist Strap Attachment, Back Pack Harness, Tripod Straps (7/8"), Simplies, Leather Luggage Tally

335 accessories

Included with 335

SP15 Shoulder Pad, SuperFlex System inserts: 8-15, 9-18 and flap

Optional accessories

Additional SuperFlex, SP15 Shoulder Pad, SP40 Shoulder Pad, Delta Pocket, VBridge 15, Waist Strap Attachment, Back Pack Harness, Tripod Straps (7/8"), Simplies, Leather Luggage Tally

225/335 colour/material options

225/335	Canvas	FibreNyte
Khaki/tan leather/brass	•	•
Black/tan leather/brass	•	•
Black/black leather/nickel	•	
Sage/tan leather/brass		•

225 measurements

External dimensions

W300mm (11⁷/₈") x D220mm (8⁵/₈") x H240mm (9¹/₂")

Internal dimensions

W300mm (11⁷/₈") x D150mm (5⁷/₈") x H180mm (7¹/₈")

Capacity 7 litres (0.25 feet³)

Weight 1.5 kgs (3.31 lbs)

Front external 'dump' pockets (2)

W110mm (4³/₈") x D30mm (1¹/₄") x H160mm (6¹/₄")

Capacity (each) 0.5 litres (0.02 feet³)

Front full length zippered pocket

W300mm (11⁷/₈") x D40mm (1¹/₂") x H220mm (8⁵/₈")

Capacity see below

Front internal 'dump' pockets (2)

W140mm (5¹/₂") x D30mm (1¹/₄") x H130mm (5¹/₈")

Capacity 2 litres (0.07 feet³)

(Front zippered and two internal 'dump' pockets combined)

Front & rear internal pockets (2 + 2)

W140mm (5¹/₂") x D Nominal x H210mm (8¹/₄")

Capacity (each) Nominal

Rear zippered pocket

W280mm (11") x D Nominal x H180mm (7¹/₈")

Capacity Nominal

335 measurements

External dimensions

W380mm (15") x D240mm (9¹/₂") x H270mm (10⁵/₈")

Internal dimensions

W350mm (13³/₄") x D150mm (5⁷/₈") x H210mm (8¹/₄")

Capacity 10 litres (0.35 feet³)

Weight 1.8 kgs (3.97 lbs)

Front external 'dump' pockets (2)

W130mm (5¹/₈") x D40mm (1¹/₂") x H200mm (7⁷/₈")

Capacity (each) 0.75 litres (0.03 feet³)

Front full length zippered pocket

W350mm (13³/₄") x D40mm (1¹/₂") x H250mm (9⁷/₈")

Capacity see below

Front internal 'dump' pockets (2)

W170mm (6³/₄") x D30mm (1¹/₄") x H170mm (6³/₄")

Capacity 4 litres (0.14 feet³)

(Front zippered and two internal 'dump' pockets combined)

Front & rear internal pockets (2 + 2)

W160mm (6¹/₄") x D Nominal x H240mm (9¹/₂")

Capacity (each) Nominal

Rear zippered pocket

W330mm (13") x D Nominal x H220mm (8⁵/₈")

Capacity Nominal

225 colour options



Canvas/leather models >



FibreNyte/tan leather models >



225 SuperFlex example configurations



335 colour options



Canvas/leather models >



FibreNyte/tan leather models >



335 SuperFlex example configurations



5 Series

Busy photographers like the way they can get to their gear quickly and safely thanks to the TukTop. They also appreciate how the adjustable inverted 'Y' shaped Delta Sling prevents rocking and means the 5 Series can be safely moved even when open.

445 accessories

Included with 445

SP20 Shoulder Pad, SuperFlex System inserts: 9-15, 9-18 and flap

Optional accessories

Additional SuperFlex, SP20 Shoulder Pad, SP50 Shoulder Pad, Delta Pocket, VBridge 15, Waist Strap Attachment, Back Pack Harness, Tripod Straps (7/8"), Simplies, Leather Luggage Tally

555 accessories

Included with 555

SP20 Shoulder Pad, SuperFlex System inserts: 8-15, 9-15, 9-18 and flap

Optional accessories

Additional SuperFlex, SP20 Shoulder Pad, SP50 Shoulder Pad, Delta Pocket, VBridge 15, Waist Strap Attachment, Back Pack Harness, Tripod Straps (7/8"), Simplies, Leather Luggage Tally

445/555 colour/material options

445/555	Canvas	FibreNyte
Khaki/tan leather/brass	•	
Black/tan leather/brass	•	
Black/black leather/nickel	•	
445 only		
Sage/tan leather/brass		•

445 measurements

External dimensions

W430mm (17") x D250mm (9⁷/₈") x 320mm (12⁵/₈")

Internal dimensions

W400mm (15³/₄") x D150mm (5⁷/₈") x H250mm (9⁷/₈")

Capacity 14 litres (0.50 feet³)

Weight 2.10 kgs (4.63 lbs)

Front external 'dump' pockets (2)

W160mm (6¹/₄") x D50mm (2") x H250mm (9⁷/₈")

Capacity (each) 1.25 litres (0.04 feet³)

Front full length zippered pocket

W390mm (15³/₈") x D40mm (1¹/₂") x H290mm (11¹/₂")

Capacity see below

Front internal 'dump' pockets (2)

W190mm (7¹/₂") x D30mm (1¹/₄") x H220mm (8⁵/₈")

Capacity 5 litres (0.18 feet³)

(Front zippered and two internal 'dump' pockets combined)

Front & rear internal pockets (2 + 2)

W180mm (7¹/₈") x D Nominal x H280mm (11")

Capacity (each) Nominal

Rear zippered pocket

W360mm (14¹/₂") x D Nominal x H250mm (9⁷/₈")

Capacity Nominal

555 measurements

External dimensions

W470mm (18¹/₂") x D250mm (9⁷/₈") x H320mm (12⁵/₈")

Internal dimensions

W440mm (17¹/₄") x D150mm (5⁷/₈") x H260mm (10¹/₄")

Capacity 16 litres (0.56 feet³)

Weight 2.37 kgs (5.25 lbs)

Front external 'dump' pockets (2)

W180mm (7¹/₈") x D50mm (2") x H250mm (9⁷/₈")

Capacity (each) 1.5 litres (0.05 feet³)

Front full length zippered pocket

W440mm (17¹/₄") x D40mm (1¹/₂") x H300mm (11⁵/₈")

Capacity see below

Front internal 'dump' pockets (2)

W210mm (8¹/₄") x D30mm (1¹/₄") x H230mm (9")

Capacity 5 litres (0.18 feet³)

(Front zippered and two internal 'dump' pockets combined)

Front & rear internal pockets (2 + 2)

W200mm (7⁷/₈") x D Nominal x H290mm (11¹/₂")

Capacity (each) Nominal

Rear zippered pocket

W420mm (16¹/₂") x D Nominal x H260mm (10¹/₄")

Capacity Nominal

445 colour options



Canvas/leather models >

FibreNyte/tan leather model

445 SuperFlex example configurations



555 colour options



Canvas/leather models >

555 SuperFlex example configurations




7 Series

Unique Styling, Easy Access. The distinctive 7 Series with its contoured main flap and PressTop easy access system is available in three sizes: the 107, 207 & 307, in our FibreNyte fabric. They offer identical features - only their width differs. The main flap has a central, double layered, waterproof seam which gives the 7 Series bags its 'sculpted' look.

107 colour options




107 SuperFlex example configurations



207 colour options




207 SuperFlex example configurations



307 colour options



307 SuperFlex example configurations



7 Series accessories

Included with 107 & 207

SP50 Shoulder Pad, SuperFlex System inserts: 8-15 and flap

Included with 307

SP50 Shoulder Pad, SuperFlex System inserts: 8-15, 9-18 and flap

Optional accessories, all models

Additional SuperFlex, SP20 Shoulder Pad, SP50 Shoulder Pad, Delta Pocket, VBridge 15, Back Pack Harness, Tripod Straps (5/8"), Simplies, Leather Luggage Tally

7 Series colour/material options

7 Series	Canvas	FibreNyte
Khaki/chocolate leather/brass		•
Black/black leather/nickel		•

107 measurements

External dimensions

W280mm (11") x D210mm (8¼") x H300mm (11⅞")

Internal dimensions, bag only

W270mm (10⅝") x D150mm (5⅞") x H220mm (8⅝")

Capacity 7.5 litres (0.26 feet³)

Weight 1.61 kgs (3.56 lbs)

Front external 'dump' pockets (2)

W80mm (3⅜") x D40mm (1½") x H210mm (8¼")

Capacity (each) 0.75 litres (0.03 feet³)

Front & rear internal pockets (1 front, 1 rear)

W220mm (8⅝") x D Nominal x H240mm (9½")

Capacity (each) Nominal

Rear zippered pocket

W230mm (9") x D Nominal x H170mm (6¾")

Capacity Nominal

207 measurements

External dimensions

W350mm (13¾") x D210mm (8¼") x H300mm (11⅞")

Internal dimensions, bag only

W330mm (13") x D150mm (5⅞") x H220mm (8⅝")

Capacity 10 litres (0.35 feet³)

Weight 1.75 kgs (3.86 lbs)

Front external 'dump' pockets (2)

W110mm (4⅜") x D50mm (2") x H210mm (8¼")

Capacity (each) 0.75 litres (0.03 feet³)

Front & rear internal pockets (2 front, 2 rear)

W130mm (5½") x D Nominal x H240mm (9½")

Capacity (each) Nominal

Rear zippered pocket

W280mm (11") x D Nominal x H170mm (6¾")

Capacity Nominal

307 measurements

External dimensions

W390mm (15⅜") x D210mm (8¼") x H300mm (11⅞")

Internal dimensions, bag only

W380mm (15") x D150mm (5⅞") x H220mm (8⅝")

Capacity 12.5 litres (0.44 feet³)

Weight 1.90 kgs (4.19 lbs)

Front external 'dump' pockets (2)

W130mm (5½") x D60mm (2⅜") x H210mm (8¼")

Capacity (each) 0.75 litres (0.03 feet³)

Front & rear internal pockets (2 front, 2 rear)

W140mm (5½") x D Nominal x H240mm (9½")

Capacity (each) Nominal

Rear zippered pocket

320mm (12⅝") x D Nominal x H170mm (6¾")

Capacity Nominal

Spacious and hardwearing

The 7 Series is a popular choice with its PressTop and Quick Release System tabs with wider ends, making for fast, safe opening and secure, positive closure. Two front pockets, full width zippered rear pocket and zippered main compartment, Delta Sling and Back Pack Harness fittings make the 7 Series an excellent choice.

Hadley

Wide Range Flexibility. With so many sizes - from the compact Digital to the expansive Large - there is sure to be a Hadley to suit your needs. Easily removable padded inserts feature across the range, with the exception of the Digital, transforming them into work and leisure bags too.

Hadley Digital accessories

Included with Hadley Digital

Small and Large Dividers

Optional accessories

Small and Large Dividers, SP15 Shoulder Pad, SP40 Shoulder Pad, AVEA Pockets, Simplies, Leather Luggage Tally

Hadley Small accessories

Included with Hadley Small

Removable Insert, Small and Large Dividers

Optional accessories

Removable Insert, Small and Large Dividers, SP15 Shoulder Pad, SP40 Shoulder Pad, Waist Strap Attachment, Simplies, Leather Luggage Tally

Hadley Digital measurements

External dimensions

W210mm (8¼") x D130mm (5⅛") x H210mm (8¼")

Internal dimensions

W180mm (7⅛") x D100mm (4") x H170mm (6¾")

Capacity 2.50 litres (0.09 feet³)

Weight 0.47 kgs (1.04 lbs)

Front 'dump' pocket

W170mm (6¾") x D25mm (1") x H180mm (7⅛")

Capacity 0.5 litres (0.02 feet³)

Hadley Small measurements

External dimensions

W290mm (11½") x D120mm (4¾") x H220mm (8⅝")

Internal dimensions

W260mm (10¼") x D80mm (3⅜") x H190mm (7½")

Capacity 3.50 litres (0.12 feet³)

Weight 0.70 kgs (1.54 lbs)

Front 'dump' pocket

W100 to 140mm (4" to 5½") x D40 to 50mm (1½" to 2") x H170mm (6¾")

Capacity 0.5 to 0.75 litres (0.02 feet³ to 0.03 feet³)

Hadley Digital/Small colour/material options

Hadley Digital/Hadley Small	Canvas	FibreNyte
Khaki/tan leather/brass	•	•
Black/tan leather/brass	•	
Black/black leather/nickel	•	•
Sage/tan leather/brass		•

Hadley Digital colour options



Canvas/leather models >

FibreNyte/tan leather models >

Hadley Digital example configurations



Hadley Small colour options



Canvas/leather models >

FibreNyte/tan leather models >

Hadley Small Insert example configurations



Hadley

Made to Fit Your Lifestyle. The Hadleys are all fitted with our Quick Release System tabs - and buckles too, so you can get a perfect 'fit' on the 2 press studded front pockets. Open the main flap and there is a removable, padded insert with a padded inner lid complete with adjustable Velcro® touch fastener dividers.

Hadley Large accessories

Included with Hadley Large

Removable Insert, Small and Large Dividers

Optional accessories

Removable Insert, Small and Large Dividers, SP15 Shoulder Pad, SP40 Shoulder Pad, Waist Strap Attachment, Simplies, Leather Luggage Tally

Hadley Pro accessories

Included with Hadley Pro

Removable Insert, Small and Large Dividers

Optional accessories

Removable Insert, Small and Large Dividers, SP15 Shoulder Pad, SP40 Shoulder Pad, AVEA Pockets, Waist Strap Attachment, Simplies, Leather Luggage Tally

Hadley Large measurements

External dimensions

W380mm (15") x D140mm (5½") x H310mm (12¼")

Internal dimensions

W370mm (14⅝") x D85mm (3⅜") x H300mm (11⅞")

Capacity 8.00 litres (0.28 feet³)

Weight 0.97 kgs (2.14 lbs)

Front 'dump' pocket

W140 to 190mm (5½" to 7½") x D50 to 70mm (2" to 2¾") x H250mm (9⅞")

Capacity 1.5 to 1.75 litres (0.05 feet³ to 0.06 feet³)

Hadley Pro measurements

External dimensions (excluding handle)

W350mm (13¾") x D120mm (4¾") x H280mm (11")*

Internal dimensions

W340mm (13⅜") x D80mm (3⅛") x H270mm (10⅝")

Capacity 6.00 litres (0.21 feet³)

Weight 1.01 kgs (2.23 lbs)

Front 'dump' pocket

W130 to 170mm (5¼" to 6¾") x D40 to 60mm (1½" to 2⅜") x H200mm (7⅞")

Capacity 1 to 1.25 litres (0.03 feet³ to 0.04 feet³)

Rear zippered pocket

W320mm (12⅝") x D Nominal x H220mm (8⅝")

Capacity Nominal

Hadley Large/Hadley Pro colour/material options

Hadley Large/Hadley Pro	Canvas	FibreNyte
Khaki/tan leather/brass	•	•
Black/tan leather/brass	•	
Black/black leather/nickel	•	•
Sage/tan leather/brass		•

Hadley Large colour options



Canvas/leather models >

FibreNyte/tan leather models >

Hadley Large Insert example configurations



Hadley Pro colour options



Canvas/leather models >

FibreNyte/tan leather models >

Hadley Pro Insert example configurations



fStop

Compact, but with many of the features you would normally find on our larger bags, the fStops are designed to be highly adaptable, and when needed their capacity can be expanded by fitting optional AVEA pockets.


fStop 2.8/1.4 colour options



fStop 2.8

fStop 1.4

fStop 2.8/1.4 Dividers example configurations



fStop 2.8/1.4 accessories

Included with fStop 2.8/1.4

Small and Large Dividers

Optional accessories, both models

Small and Large Dividers, VBridge 12, AVEA Pockets, SP15 Shoulder Pad, SP40 Shoulder Pad, Tripod Straps (5/8"), Simplies, Leather Luggage Tally

fStop 2.8/1.4 colour/material options

fStop	Canvas	FibreNyte
Khaki/chocolate leather/brass		•
Black/black leather/nickel		•

2.8 measurements

External dimensions

W300mm (11⁷/₈") x D150mm (5⁷/₈") x H240mm (9¹/₂")

Internal dimensions

W270mm (10⁵/₈") x D120mm (4³/₄") x H190mm (7¹/₂")

Capacity Nominal

Weight 0.78 kgs (1.72 lbs)

Full length front slip pocket

W260mm (10¹/₄") x D25mm (1") x H180mm (7¹/₈")

Capacity Nominal

Full length rear slip pocket

W250mm (9⁷/₈") x D Nominal x H180mm (11¹/₂")

Capacity Nominal

Rear zippered pocket

W250mm (9⁷/₈") x D Nominal x H180mm (11¹/₂")

Capacity Nominal

1.4 measurements

External dimensions

W360mm (14¹/₂") x D150mm (5⁷/₈") x H240mm (9¹/₂")

Internal dimensions

W330mm (13") x D120mm (4³/₄") x H190mm (7¹/₂")

Capacity Nominal

Weight 0.85 kgs (1.87 lbs)

Full length front slip pocket

W300mm (11⁷/₈") x D25mm (1") x H180mm (7¹/₈")

Capacity Nominal

Full length rear slip pocket

W290mm (11¹/₂") x D Nominal x H180mm (11¹/₂")

Capacity Nominal

Rear zippered pocket

W300mm (11⁷/₈") x D Nominal x H180mm (11¹/₂")

Capacity Nominal

Packington

The spacious Packington is one of our largest bags and perfect for medium format camera gear or audio/visual equipment. It is so roomy you could probably even include a change of clothes.

Packington colour options



Packington accessories

Included with Packington

Removable Insert, Small and Large Dividers, SP20 Shoulder Pad, Waist Strap Attachment

Optional accessories

Removable Insert, Small and Large Dividers, VBridge 12, SP20 Shoulder Pad, SP50 Shoulder Pad, Back Pack Harness, Tripod Straps (7/8"), Simplies, Leather Luggage Tally

Packington colour/material options

Packington	Canvas	FibreNyte
Khaki/tan leather/brass	•	
Black/tan leather/brass	•	

Packington Insert example configurations



Packington measurements

External dimensions

W460mm (18 1/8") x D190mm (7 1/2") x H320mm (12 5/8")

Internal dimensions

W360mm (14 1/2") x D120mm (4 3/4") x H230mm (9")

Capacity 8 litres (0.28 feet³)

Weight 1.65 kgs (3.64 lbs)

Front zippered pockets (2)

W180mm (7 1/8") x D30mm (1 1/4") x H300mm (11 7/8")

Capacity (each) 2 litres (0.07 feet³)

Rear zippered pocket

W360mm (14 1/2") x D Nominal x H250mm (9 7/8")

Capacity Nominal

End pockets (2)

W120mm (4 3/4") x D 40mm to 50mm (1 1/2" to 2") x H190mm (7 1/2")

Capacity (each) 0.75 litres (0.03 feet³)

Low-key versatility

No surprise then that the Packington is popular both with photographers and people who just like the look of them. One-piece rain flap, Quick Release System, large zippered front pockets, integrated end pockets with flaps plus a full-length zippered pocket at the back. Don't forget the Waist Strap and detachable padded insert or the Back Pack Harness points.

L2

The 'no zip' L2 is the perfectly sized bag for carrying a small SLR, Mirrorless or Rangefinder camera system with a couple of lenses. Ideal for anyone wanting fast access to their gear and who likes to keep things simple.

L2 colour options



Canvas/leather models >



FibreNyte/tan leather model

L2 Dividers example configurations



L2 accessories

Included with L2

Small and Large Dividers

Optional accessories

Small and Large Dividers, SP15 Shoulder Pad, SP40 Shoulder Pad, AVEA Pockets, VBridge 120, Waist Strap Attachment, Simplies, Leather Luggage Tally

L2 measurements

External dimensions

W290mm (11½") x D150mm (5¾") x H220mm (8¾")

Internal dimensions

W270mm (10⅝") x D100mm (4") x H150mm (5⅞")

Capacity 3 litres (0.11 feet³)

Weight 0.71 kgs (1.56 lbs)

Full length front slip pocket

W240mm (9½") x D40mm (1½") x H170mm (6¾")

Capacity 1.5 litres (0.05 feet³)

Unique side flaps

A unique feature of the L2 is the way its sides have been extended so that they become part of the main flap. In doing this the sides fold inward when the flap is closed to further protect your gear from the elements. Using the L2 couldn't be easier - because it has no zips, you simply open the bag using the Quick Release System tabs and all your gear is at your fingertips.

The main compartment with its integrated padded insert also features two further, full width internal pockets - one at the front and the other at the rear. If you need more space, the L2 has leather side fittings at both ends designed to accept AVEA side pockets. Brass feet are riveted to the tough leather corners for extra protection and to keep the bag's underside dry.

L2 colour/material options

L2	Canvas	FibreNyte
Khaki/tan leather/brass	•	
Black/tan leather/brass	•	
Black/black leather/nickel	•	
Sage/tan leather/brass		•

Stowaways

Travel Light, travel smart. Three good looking alternatives to a bag for when you really want to keep things to a minimum. They can take a rangefinder-sized camera, passports, tickets, boarding passes and all the important stuff it is all so easy to misplace. They are fitted with belt loops and a detachable shoulder strap.

Stowaways accessories

Included with Stowaways

Detachable shoulder sling

Stowaways colour/material options

Stowaways	Canvas	FibreNyte
Khaki/tan leather/brass	•	
Black/tan leather/brass	•	
Black/black leather/nickel	•	

Compact measurements

External dimensions

W185mm (7¼") x D80mm (3⅜") x H220mm (8⅝")

Internal dimensions

W140mm (5½") x D65mm (2½") x H210mm (8¼")

Capacity 1.75 litres (0.06 feet³)

Weight 0.49 kgs (1.08 lbs)

Zippered front flap

W130mm (5⅛") x D Nominal x H90mm (3½")

Capacity Nominal

Front slip pocket

W130mm (5⅛") x D Nominal x H150mm (5⅞")

Capacity Nominal

Zippered side pocket

W140mm (5½") x D Nominal x H140mm (5½")

Capacity Nominal

Rear, full-width, slip pocket

W140mm (5½") x D Nominal x H180mm (7⅞")

Capacity Nominal

Stowaway colour options



Compact Stowaway >



Pola Stowaway >



Airline Stowaway >

Pola measurements

External dimensions

W220mm (8⅝") x D85mm (3⅜") x H220mm (8⅝")

Internal dimensions

W190mm (7½") x D70mm (2¾") x H210mm (8¼")

Capacity 2.25 litres (0.08 feet³)

Weight 0.53 kgs (1.17 lbs)

Zippered front flap

W150mm (5⅞") x D Nominal x H90mm (3½")

Capacity Nominal

Front slip pocket

W160mm (6¼") x D Nominal x H160mm (6¼")

Capacity Nominal

Zippered side pocket

W170mm (6¾") x D Nominal x H140mm (5½")

Capacity Nominal

Rear, full-width, slip pocket

W180mm (7⅞") x D Nominal x H180mm (7⅞")

Capacity Nominal

Airline measurements

External dimensions

W180mm (7⅛") x D80mm (3⅜") x H250mm (9⅞")

Internal dimensions

W150mm (5⅞") x D65mm (2½") x H240mm (9½")

Capacity 2.25 litres (0.08 feet³)

Weight 0.52 kgs (1.15 lbs)

Zippered front flap

W130mm (5⅛") x D Nominal x H90mm (3½")

Capacity Nominal

Front slip pocket

W130mm (5⅛") x D Nominal x H170mm (6¾")

Capacity Nominal

Zippered side pocket

W140mm (5½") x D Nominal x H150mm (5⅞")

Capacity Nominal

Rear, full-width, slip pocket


W140mm (5½") x D Nominal x H210mm (8¼")

Capacity Nominal

Photovest

Sometimes, the best way to work with your camera gear is to wear it. When you are into the rhythm of a shoot and you don't want to change position to swap lenses or camera bodies - the Photovest is ideal.

Photovest, front



Photovest Small measurements

A 560mm (22") **Weight** 0.08 Kgs (0.18 lbs)
B 280mm (11")
C 630mm (24¾")
D 490mm (19¼")

Photovest XX Large measurements

A 670mm (26⅜") **Weight** 0.08 Kgs (0.18 lbs)
B 300mm (11⅞")
C 680mm (26¾")
D 540mm (21¼")

Photovest Medium measurements

A 600mm (23⅝") **Weight** 0.08 Kgs (0.18 lbs)
B 280mm (11")
C 640mm (25¼")
D 510mm (20")

Photovest, back



Photovest Large measurements

A 620mm (24½") **Weight** 0.08 Kgs (0.18 lbs)
B 280mm (11")
C 650mm (25⅝")
D 520mm (20½")

Photovest X Large measurements

A 650mm (25⅝") **Weight** 0.08 Kgs (0.18 lbs)
B 300mm (11⅞")
C 660mm (26")
D 540mm (21¼")

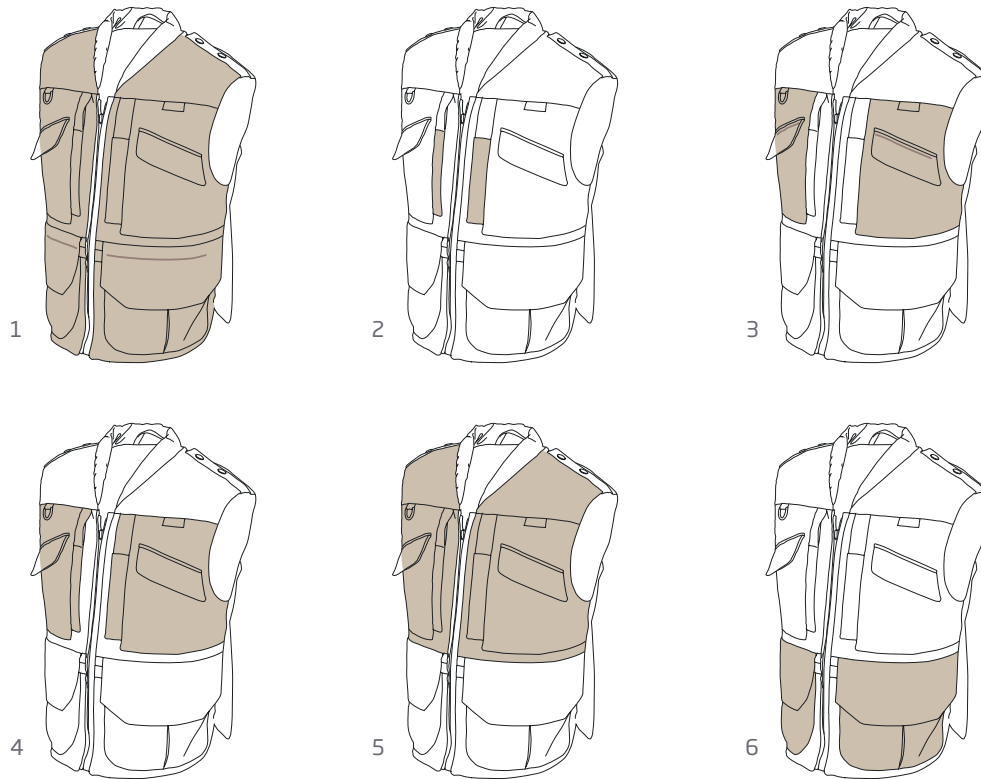
An alternative way of working

Our Photovest is cut higher than most others to prevent items in the lower pockets from banging into you as you walk, we have given it large arm holes for maximum freedom of movement and a press studded tab at the front lets you fasten it loosely for maximum ventilation. For complete closure, there is a full length heavy duty front zip.

The Photovest is tough, lightweight and machine washable. It has a padded collar for comfort, epaulettes, and 'D' ring for attaching ID cards or Press Passes, etc.

In addition, each side of the zip has a fabric strip which covers the zip teeth, increasing the Photovest's weather resistance still further. Mesh lined vents across the rear panel provide improved ventilation to help keep you cool in hot or tough conditions.

Photovest pockets, outer



Photovest pocket measurements

External pockets

- 1 Full height pocket accessed via concealed zippered opening under waist pocket flap
W300mm (11 $\frac{7}{8}$ ") x H660mm (26")
- 2 Pen pocket
W23mm (7 $\frac{7}{8}$ ") x H152mm (6")
- 3 Upper chest pocket accessed via flap
W150 to 200mm (5 $\frac{7}{8}$ " to 7 $\frac{7}{8}$ ") x H245mm (9 $\frac{5}{8}$ ")
- 4 Upper chest pocket accessed via zip side vertical opening
W150 to 200mm (5 $\frac{7}{8}$ " to 7 $\frac{7}{8}$ ") x H245mm (9 $\frac{5}{8}$ ")
- 5 Waist to shoulder pocket accessed via concealed zippered opening inside pocket 4 vertical opening
W200 to 250mm (7 $\frac{7}{8}$ " to 9 $\frac{7}{8}$ ") x H400mm (15 $\frac{3}{4}$ ")
- 6 Gusseted waist pocket accessed via waist pocket flap
W200 to 250mm (7 $\frac{7}{8}$ " to 9 $\frac{7}{8}$ ") x H400mm (15 $\frac{3}{4}$ ")

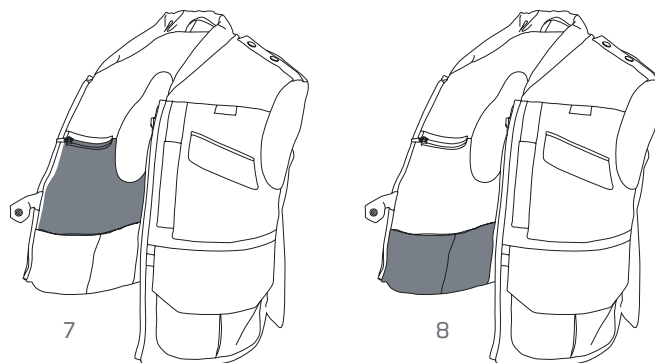
Internal pockets

- 7 Chest pocket with access via zippered opening
W210mm (8 $\frac{1}{4}$ ") x H150mm (5 $\frac{7}{8}$ ")
- 8 Waist pocket divided into two equal compartments
W150mm (5 $\frac{7}{8}$ ") x H130mm (5 $\frac{1}{8}$ ")

Other features

- Padded collar and shoulders for increased comfort
- Vented and covered rear panel for dispersal of body heat
- 'D' Rings for ID card, credentials, etc.
- Waist closure to hold jacket together with zip unfastened

Photovest pockets, inner



Designed for comfort and practicality

Both sides of the Photovest feature a mid-chest, vertical pocket which is ideal for hand warming, while the zippered pocket inside it reaches up towards the shoulder for carrying longer (600mm) equipment such as lenses.

A large, flapped upper pocket on either side of the Photovest provides easy access to equipment in regular use or which might otherwise hang down such as a light meter. For increased security or when working in bad weather, the flap can be used to close the pocket to protect your gear from the elements.

AVEA/Delta

When you need more room. Our bags are designed to give you as many choices as possible so they'll fit in with the way you work. The AVEA and Delta Pockets give you something special too - space. Fit them to your bag or thread them onto your belt - they will keep your kit away from dust, sand and moisture.

AVEA 03 colour options

Canvas/leather >



FibreNyte/tan leather >

AVEA 05 colour options



Delta colour options



AVEA/Delta colour/material options

Delta/AVEA	Canvas	FibreNyte
Khaki/tan leather/brass	•	•
Khaki/chocolate leather/brass		•
Black/tan leather/brass	•	•
Black/black leather/nickel	•	•
Sage/tan leather/brass		•

AVEA measurements

External Dimensions

AVEA 03: W80mm (3") x D40mm (1.5") x H150mm (6")
 AVEA 05: W125mm (5") x D65mm (2.5") x H180mm (7")

Capacity

AVEA 03 0.32 litres (0.01 feet³)
 AVEA 05 1.00 litres (0.03 feet³)

Weight

AVEA 03 0.1Kg
 AVEA 05 0.2Kg

Delta measurements

External Dimensions

W135mm (5.5") x D60mm (2.5") x H205mm (8")

Capacity 1.00 litres (0.03 feet³)

Weight 0.2Kg

Simple and effective

The AVEA and Delta Pockets are a fast and easy way to extend your bag's capacity. They are all padded and have the same layout - a simple studded flap, drawstring nylon interior and two studded straps at the back. The AVEAs come in two sizes: the 03 and the larger 05. The Delta is a larger pocket and designed to fit on our bags with a Delta Sling, or of course you can use its belt loop.

SuperFlex

In only a few seconds it is possible to permanently damage your precious gear, which is why we spent many hours developing this simple yet effective system to organise, store and protect it.

The SuperFlex system

A highly adaptable and intelligent solution

With so many different sizes and shapes of lenses and camera bodies available, we wanted a simple internal system that could accommodate everyone's kit. Our solution was to create a series of different sized compartments to separate equipment - protecting it from impact, but also from each other. The smooth fabric covered closed cell foam acts as an excellent shock absorber and the construction allows each compartment to 'deform' to absorb any bumps and bashes.

SuperFlex is designed to be a highly flexible storage and protection system.

To begin with, all of the inserts measure 15cm from front to back, the same as the internal depth of a camera bag. Only their width and height differ. It is these last two dimensions that we use to name each insert. So, for example, the 10-18 is 10cm wide by 18cm high and, of course, 15cm deep.

There are fourteen inserts available, as you can see below, and each is made up of two rectangular compartments.

The main compartment is always square so, using our example of the 10-18, this measures 10cm by 10cm. The second compartment is therefore 5cm.

Several inserts can be linked together to build a custom interior for your bag and your equipment. Should you need them, additional bases and flaps are also available so you can stack your kit if you wish.



width

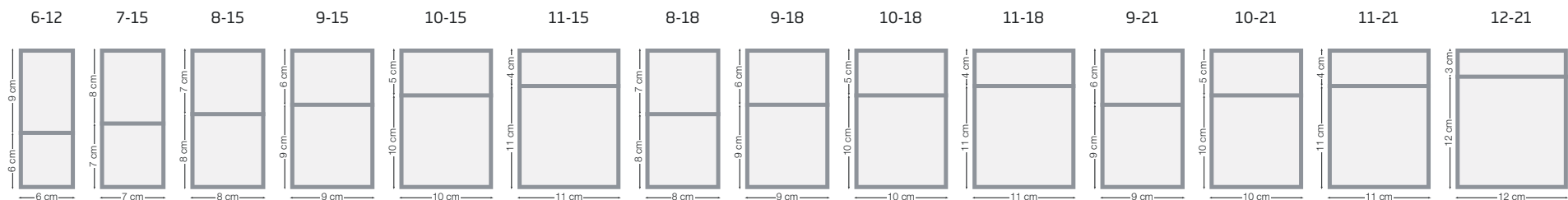
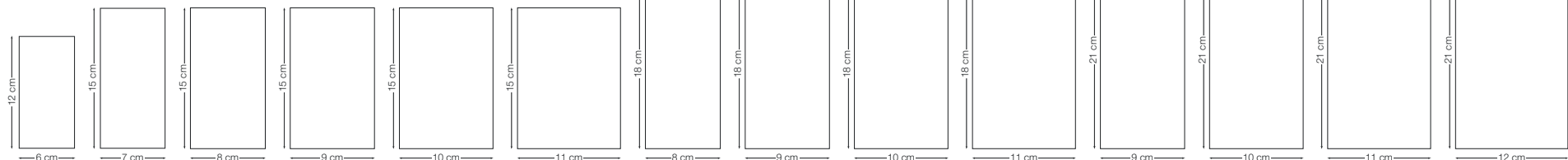


depth



overhead

Front



Overhead

Please note: The Superflex inserts have a deliberately 'fluid' nature helped by the materials used in their construction. The above measurements are therefore nominal and based on pattern sizes.

Shoulder Pad

We all know how heavy camera gear can be and we have probably all suffered from shoulder pads that promise much but do very little. That is why we decided to design one that actually worked.

SP40 and SP50 colour options



SP40 Shoulder Pads >



SP50 Shoulder Pads >

Improved comfort and improved performance

Let's face it - most quality shoulder pads look pretty similar and they do their job well enough. It will come as no surprise that we saw that as a challenge and decided to see if we could improve things. From the start we agreed that just making a cosmetic change or two wasn't an option. Any new shoulder pad had to be a significant improvement on what was already out there. We went back to basics by carefully analysing the problems encountered when carrying a loaded shoulder bag. We were able to pinpoint ways to significantly improve the effectiveness of the shoulder pad, and it is all down to the detail.

Our extra comfort Shoulder Pad features a leather upper surface that is bonded to a core of high density, closed cell foam into which we have engineered precise grooves to allow it to mould to your shoulder. Next, we found a new type of rubber that provides improved grip, so the whole thing stays put. Finally,

heavy-duty press studded guides help to restrict any lateral movement of the shoulder strap.

Extra comfort Shoulder Pads can be used as direct replacements for the original SP15 and SP20 models, and on models that are not supplied with a shoulder pad.

As with the SP15, the SP40 fits all Billingham bags with 1.5" webbing, whilst the SP20 and SP50 is designed for larger bags with the 2" webbing.

SP15/20 and SP40/50 colour/material options

Shoulder Pad	SP15/20	SP40/50
Tan leather/brass	•	•
Black leather/nickel	•	•
Chocolate leather/brass		•

SP40 and SP50 measurements

SP40 Shoulder Pad

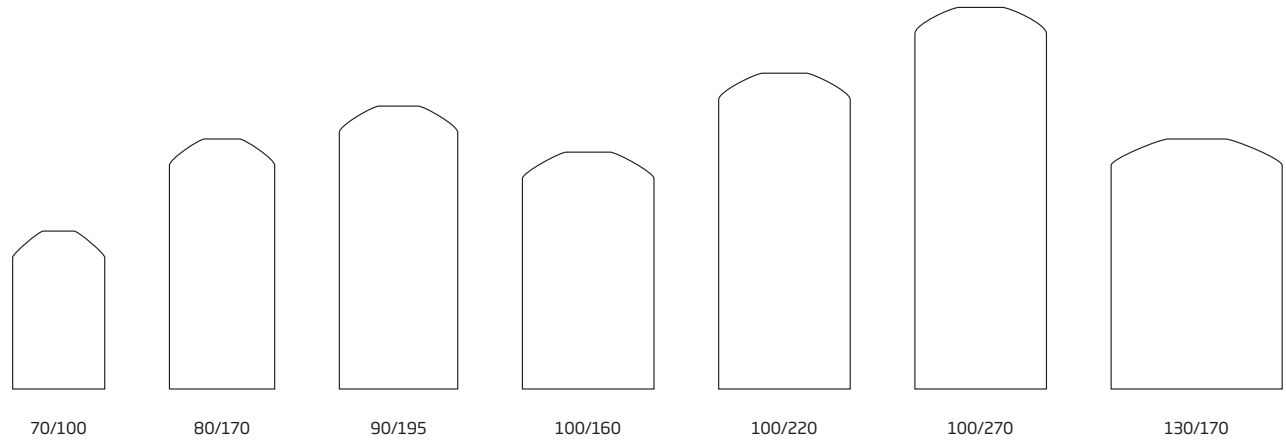
W65mm (2½") x D10mm (¾") x L255mm (10")

SP50 Shoulder Pad

W83mm (3¼") x D10mm (¾") x L255mm (10")

Simplies

These useful drawstring pouches provide you with a cost-effective way to protect and organise your delicate gear - and anything else you might want to keep out of harm's way.



A neat and compact solution

As their name implies, there is nothing complicated about Simplies, but we think you will find they're invaluable for keeping dust, sand, etc. away from all kinds of kit.

Their most obvious use is for lens protection, but they are also really useful for films, memory cards, USB sticks, leads, sunglasses, pens, and all the little things that can so easily get misplaced - or scratch your equipment. They are made from two layers of fine, micro-fibre nylon with a drawstring closure and a Billingham embossed top grain leather base with closed-cell foam padding for added shock protection.

We make Simplies in seven sizes. Deciding which ones you need is, well, simple. The first number indicates the diameter of the base and the second gives you the height (both measurements are in millimetres).

The sides of the Simplies flare out slightly to give a larger diameter at the neck so that it is easy to access the contents when the drawstring closure is fully open.



Simplies measurements

Model code	Diameter	Height
70/100	70mm (2¾")	100mm (4")
80/170	80mm (3⅓")	170mm (6¾")
90/195	90mm (3½")	195mm (7¾")
100/160	100mm (4")	160mm (6¼")
100/220	100mm (4")	220mm (8⅝")
100/270	100mm (4")	270mm (10⅝")
130/170	130mm (5⅓")	170mm (6¾")

The not so small print

Because our bags are made from flexible materials, we're sure you'll appreciate that the dimensions in this brochure can only be approximate.

While we're on the subject of approximate - although we've gone to great lengths with the quality of the photography and print fine tuning to provide the most accurate colour reproduction of our products, the nature of the printing process means we can't put our hands on our hearts and say that the colours in this brochure are an exact match to the actual products. Unfortunately this is outside our control.

We're always looking for ways of improving our products - so the materials we use and the methods we employ are always under review. If we find a way of improving either, we're sure you'll understand if we change things accordingly. Please check our website for the latest information:

www.billingham.co.uk

All of the items shown in these pages are available from Billingham approved suppliers or direct from the Billingham website. For a list of suppliers please email us at:

supplierlist@billingham.co.uk

Thank you for your interest in our products.

Billingham 550, Billingham 555, Billingham 445, Billingham 335, Billingham 225, Billingham 307, Billingham 207, Billingham 107, Hadley Pro, Hadley Large, Hadley Small, Hadley Digital, fStop 1.4, fStop 2.8, Packington, Billingham L2, Stowaways, Compact Stowaway, Pola Stowaway, Airline Stowaway, AVEA Pockets, AVEA 05, AVEA 03, Delta Pockets, SuperFlex, SuperFlex System, SP15 Shoulder Pad, SP20 Shoulder Pad, SP40 Shoulder Pad, SP50 Shoulder Pad, VBridge 15, VBridge 12, Simplies, Quick Release System, QRS, StormBlock, FibreNyte, ClogBalls, Photovest, Billingham Press Top, TukTop, Delta Sling, Wickham, Crieff, Country, Country Net, Country Compact, System 1, System 2, System 3, System 4, Billingham Safari, Safari 550, Safari 440, Safari 330, Safari 220, Safari 300, Safari 250, Safari 225, Safari 140, Safari 125, Safari 123, Safari 110, CP210 pouch, CP105 pouch, CP50 pouch, Billingham Classic, Classic 550, Classic 445, Classic 335, Classic 305, Classic 225, Classic 140, Classic 115, Protech, Protech Tripod bag, Protech Lens & camera pouches, Protech 35/19 TC Tripod bag, Protech 45/22 TC Tripod bag, Protech 50/27 TC Tripod bag, Protech 55/30 TC Tripod bag, Protech 60/32 TC Tripod bag, Protech 65/34 TC Tripod bag, Protech 75/40 TC Tripod bag, Protech 80/45 TC Tripod bag, Protech 90/40 TC Tripod bag, Protech 35/19 TL Tripod bag, Protech 45/22 TL Tripod bag, Protech 50/27 TL Tripod bag, Protech 55/30 TL Tripod bag, Protech 60/32 TL Tripod bag, Protech 65/34 TL Tripod bag, Protech 75/40 TL Tripod bag, Protech 80/45 TL Tripod bag,

Protech 90/40 TL Tripod bag, Protech LP7/11 Lens & camera pouch, Protech LP7/15 Lens & camera pouch, Protech LP7/20 Lens & camera pouch, Protech LP8/18 Lens & camera pouch, Protech LP8/24 Lens & camera pouch, Protech LP10/13 Lens & camera pouch, Protech LP10/31 Lens & camera pouch, Protech LP11/16 Lens & camera pouch, Hadley Photo, Hadley Video, Photo Hadley, Video Hadley, Billingham 33, Billingham 35, Billingham 42, Billingham 53, Billingham 102, Billingham Metro, Eventer, Challenge Eventer, Hadley Junior, Take 1, Take 2, Take 3, Take 1 video bag, Take 2 video bag, Take 3 video bag, fStop f5.6, fStop 4.5, Traveller 3000g, Traveller 1500g, Richard Twin Bag, Harry Travel Bag, Thomas Brief Case, Fromland, Zengrange Soft Computer Case, Roc Shoc pouch, Roc Shoc Tripod bag, Roc Shoc Long Lens bag, Roc Shoc RS15 pouch, Roc Shoc RS25 pouch, Roc Shoc RS35 pouch, Roc Shoc RS45 pouch, Roc Shoc RS55 pouch, Roc Shoc RS 16/68 Tripod bag, Roc Shoc RS16/80 Tripod bag, Roc Shoc RS18/100 Tripod bag, Roc Shoc RS400 Long Lens bag, Roc Shoc RS500 Long Lens bag, Billingham Double Ventile Jacket, Harrier jacket, Jet Jacket, Tornado Jacket, Hurricane Jacket, Daypack, Walkabout, Stowaway small, Stowaway medium, Stowaway large, Stowaway Compact, Stowaway Airline, Stowaway Pola, Billingham 35, Billingham 102, Series 3, Series 5, Series 5 End Pocket, Billingham Series 3, Billingham Series 5, Billingham Series 5 End Pocket, Photo Eventer, Billingham Organiser, CamCane, Alice, Billingham Basic Two, Billingham Basic Three, Billingham Basic Four,

Associate Laptop, Director Laptop, Attorney Laptop, Photo Packington, Small Photo Hadley, Original Photo Hadley, Large Photo Hadley, Dual End Pocket, 25 Rucksack, Ag+ TorsoShell, 35 Rucksack, Mobile Pouch, Beta 03, Beta 06, Beta 09, Beta 12, Beta 15, Venture Gear, Venture Gear VG100, Venture Gear VG120, Venture Gear VG140, Venture Gear VG380, Venture Gear VG400, Venture Gear VG420, Venture Gear VG440, Venture Gear VG460, 106, 206, 306, 206 End Pocket, AVEA 06, G4 Computer Slip, G4 Padded Computer Slip, Windshirt jacket, MR Smock Jacket, MR Jacket, Billingham Pullover Fleece, Panexia, Caxton, SI Camera Case, Notebook Attache, Laptop Attache, Goodwill computer bag set, Clipper Small, Clipper Medium, Clipper Large, Jerome briefcase, MB Kinsky, MB Santi, MB Santi small, MB Lauper, MB Lauper small, MB Tura (335), MB Kram (550) and M Series Combination are all trademarks of M. Billingham & Co. Ltd.

The trademarks and names of any other companies and/or products mentioned in the brochure are the property of their respective owners.

Jill Furmanovsky's Billingham, shown lower right corner of the back cover throw-out © Luis Lazo.

M. Billingham & Co. Ltd. Copyright © 2013. All rights reserved.



Billingham

M Bingham & Co Ltd

City Estate
Corgreaves Road
Cradley Heath
West Midlands
B64 7EP
England

T +44 (0) 1384 412700

F +44 (0) 1384 412699

E info@billingham.co.uk

W billingham.co.uk